




17"4K 1RU DRAWER MONITOR

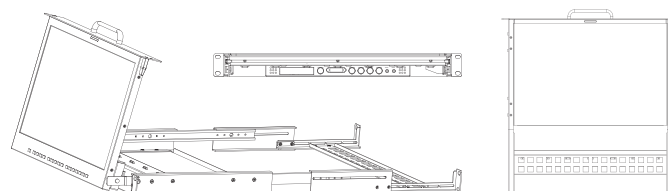
KFM-1710U, 1RU drawer monitor, with 3840x2160 resolution. Built-in 2x12G, 2x3G-SDI inputs and outputs. Supporting waveform, vector scope, audio meter display and more professional features. 1RU compact design makes it perfect for OB Van, EFP, studio and other 4K applications.



| Panel | |
|----------------------|--|
| Model No. | KFM-1710U |
| Backlight | LED |
| Size | 17.3" |
| Resolution | 3840 × 2160 |
| Aspect Ratio | 16 : 9 |
| Viewing Angle | 178°(H) / 178°(V) |
| Color Depth | 16.7M |
| Brightness | 400cd/m ² |
| Contrast Ratio | 1000:1 |
| Input | |
| 1 x SDI SFP+ | SDI SFP+ input cage |
| 1 x HDMI 2.0 | HDMI 2.0 Signal |
| 2 x BNC | 12G-SDI 1/2 signal inputs <i>(Auto-detected and compatible to 6G/3G/HD/SD-SDI)</i> |
| 2 x BNC | 3G-SDI 3/4 signal inputs <i>(3G/HD/SD-SDI auto detected)</i> |
| Output | |
| 2 x BNC | 12G-SDI 1/2 signal outputs <i>(Auto-detected and compatible to 6G/3G/HD/SD-SDI)</i> |
| 2 x BNC | 3G-SDI 3/4 signal outputs <i>(3G/HD/SD-SDI auto detected)</i> |
| Audio In & Out | |
| SDI/HDMI Audio In | 16 Channels SDI 2 Channels HDMI embedded audio |
| Audio Meter Display | Vertical Horizontal audio level meter display |
| Audio Headset Output | 3.5mm headset jack |
| Built-in Speaker | 2.5W×2 |
| General | |
| Input Voltage | DC 12V |
| Power Consumption | 50 W |
| 19" EIA Rack | 1RU |
| Accessory | Power Cord |

α Specifications may be changed without prior notice.

Main Body




Specifications

- 3840 x 2160 4K resolution
- 12 Bit Video Processing, image no delay
- 2 x 12G-SDI inputs and outputs (6G/3G/HD/SD-SDI auto detect)
- 2 x 3G/HD/SD-SDI inputs and outputs
- 4K 12G-SDI single link signal, up to 4096 x 2160 60p
- 4K signal: 2 Sample Interleave (2SI), Square Division (SQD)
- 1 x HDMI 2.0 input, 1 x SDI SFP+ module optical input cage
- 4K Mode, Quad-Split Mode, FHD single picture mode
- 4 x SDI/HDMI Quad-View: mixed inputs & frequency rates
- Free Quad-View (boarder control/window adjustment)
- Payload ID display
- Color Space & EOTF Curves Auto Setting, matching(REC709/REC2020)
- Color Space (REC709/EBU/DCI-P3 D65/DCI-P3/REC2020/Bypass)
- HDR: PQ (ST2084), HLG (1.0, 1.1, 1.2, 1.3, 1.4, 1.5)
- Sony Camera Log Curves: Slog, Slog2, Slog3
- Canon Camera Log Curves: Clog, Clog2, Clog3
- ARRI Camera Log Curves: LogC
- Panasonic Camera Log Curves: Vlog, Vlog (softroll)
- Gamma (2.0, 2.2, 2.4, 2.6)
- 4K HDR Waveform, Vector Scope, Marker/Box Control Function
- 3D LUT Color calibration with ColourSpace & CalMAN
- 3rd-party 3D LUT files import(USER1/USER2)
- S1 - S8 Eight Selectable Scene Settings
- Picture Flip, Focus Assist, False Color, Zebra
- SDR and HDR comparison, Darkness Check
- Full Scan, Over Scan, Blue/Mono Only
- 16ch Embedded Audio Level Meters
- Dynamic and Static UMD/IMD Display (TSL3.1/4.0)
- 608/708 CC Closed Caption
- Key Lock, Video Freeze
- Firmware upgrade/LUT file import via USB/Ethernet
- GPI (selectable/markable windows)
- Aluminum Alloy Casing, Built-in Speaker

4K Signal, Native 4K Resolution

Native 4K resolution, 4K 12G-SDI single link supports utmost 4096 x 2160 60p format, 2 x 12G-SDI signal inputs and outputs (auto detected 6G/3G/HD/SD-SDI), 1xHDMI2.0 input, 1xSDI SFP + module input cage.



Motion-Adaptive Interlace to Progressive

Realizing quick response of the fast moving image, avoids duzy, saw tooth and other problems, ensures clearer and smoother image, well-satisfied high-end demanding workflows such as live sports, camera shaking and rolling subtitles etc.




Quad View Mode

You can input 4x independent SDI sources or 3x independent SDI sources and 1x HDMI source to quadview, support different SDI or HDMI format mixed inputs with different frequency rate.



2SI and SQD 4K signal




4K 2 Sample Interleave (2SI) : Pixel based segmentation



4K Square Division (SQD) : Quadrant based segmentation

High Dynamic Range(HDR)

Konvision KUM 4K, 8K and KVM-6X series support HDR display. Adjustable HDR modes include PQ(ST2084), HLG with Rec 2020 color gamut. It reproduces a greater dynamic range of luminosity and provides extremely high level picture quality.



EOTF Curve Conversions

Konvision KUM 4K, 8K and KVM-6X series supports a variety of EOTF curve conversion applicable to the broadcast industry and digital film standard. A preset of lots of camera logs and gamma curve selections, so as to realize the perfect combination with the camera system.




3D LUT Color Calibration

Compatible with ColourSpace and Calman calibration software, Konvision monitors apply K10-A probe(professional level) to achieve a precise color. Monitor's also workable with universal colorimeters including CA210, CA310, CS200, CR100, CR250, X-Rite i1 Display.



3D LUT files import

With the LUT loading function, users can load 2 different 3D LUT files with different color types according to their own needs, making DIT, post production and grading work simpler and more intuitive, optimizing the work flow and improving work efficiency.



4K HDR Waveform (Alarm), Vectors

4K HDR Waveform. SDI and HDMI support Waveform, Vectorscope, Histogram. When luminance reaches or exceeds the preset value, the over exposure areas will be red marked (Waveform Alarm).



Darkness Check

Increasing the brightness and contrast ratio in the dark areas, Darkness Check can show more shadow details of the input signal. Darkness Check can be used for double checking the shadow detail of the dark areas to avoid any missing infomation.




4K BOX Control

The BOX Control function can flexibly set the height and width of the marker frame on the monitor, and can be adjusted up, down, left and right. Users can flexibly adjust according to the frame ratio, which brings great convenience to program production.



Focus Assist

Focus assist aids the camera operator in obtaining the sharpest possible picture, it will mark with red color where the sharp edges appear on the screen.



Zebra

Display the overexposed areas(too bright) of the image with zebra stripes, aids the camera operator to control the luminance, in order to avoid overexposure. This feature is very effective for proper exposure.

