

User Guide

For AMP-25



Extend Audio Amplifier






V.2016AMP-25W.00

■ Overview	2
■ Packing	2
■ Specifications	2
■ Front and Rear Panels	3
■ Connections.....	4

Overview

The AMP-25 allows you to connect an audio switcher for the extended speaker. Electrical power transferred from an audio amplifier to a loudspeaker, the speaker power handling is reached to 25W.


Packing

	AMP-25 Extender *1
	Power Cord *1
	Power Adapter *1
	Audio LAN Connector *1
	User Manual *1


Specifications

Hardware	
Audio Input	Terminals Block (Differential) x 1
Audio Output	Speaker Connector x 2
Power	DC12V 5A with Lock x 1
Housing	Metal
Weight	307g
Dimensions (LxWxH)	150x87x35 mm

Front and Rear Panels



Front Panel View

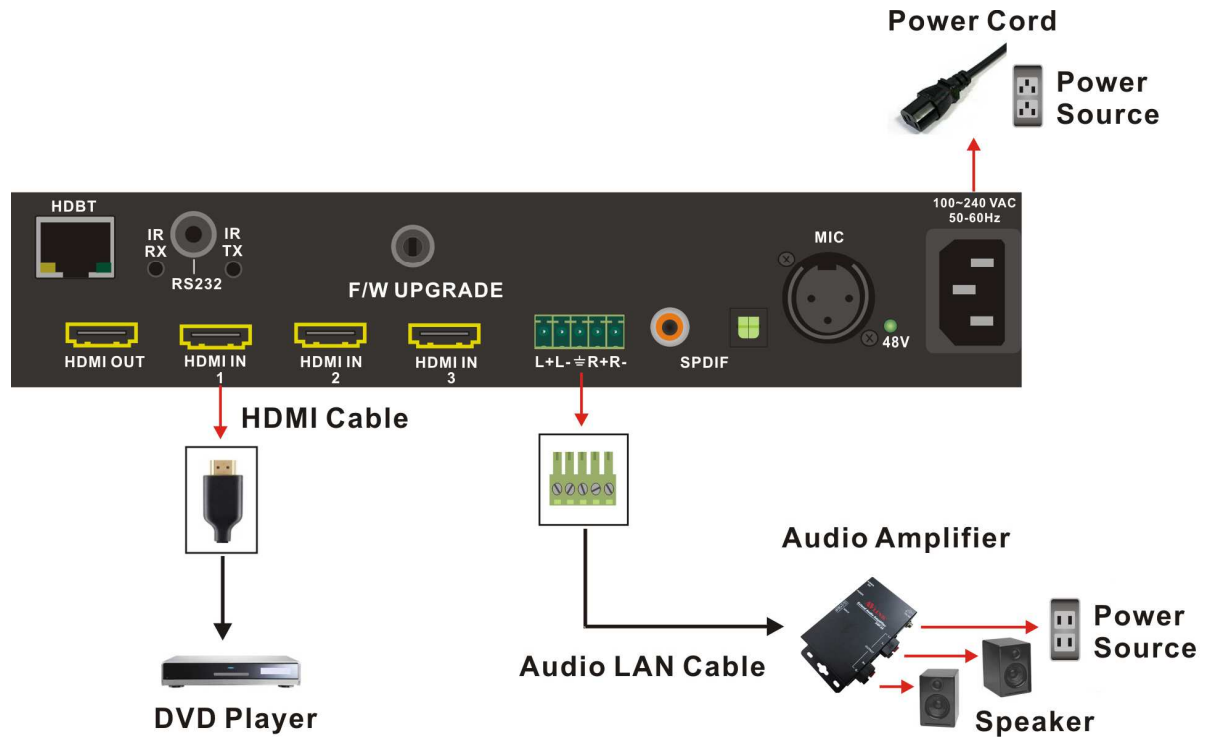


Rear Panel View

LED Indicators (Green):

LED	Off	Blink	On
POWER	Power Off	-	Power On

Connections



All rights reserved by C&C TECHNIC TAIWAN CO., LTD. No part of this document may be reproduced in any form or by any means without written permission from the product manufacturer. Changes are periodically made to the information in this document. They will be incorporated in subsequent editions. The product manufacturer may make improvements and /or changes in the product described in this document at any time.

All the registered trademarks referred to this manual are belonging to their respective companies.